



# Dual Socket AC EV Charger

7.4kW<sub>x2</sub> / 22kW<sub>x2</sub>



## ZHEJIANG BENYI NEW ENERGY CO.,LTD.

CHANGJIANG RD, WENZHOU DAQIAO INDUSTRY PARK, BEIBAIXIANG TOWN, YUEQING, WENZHOU CITY, ZHEJIANG PROVINCE, CHINA

TEL: +86-577-5717 7008 FAX: +86-577-5717 7007

✉ info@evb.com

🌐 www.evb.com

♻️ This catalogue has been printed on ecological paper.

© Zhejiang Benyi New Energy Co., Ltd. All rights reserved.

⚠️ If the models and specifications in this product catalogue change due to product updates, we will not provide prior notification.



VERSION: 20240315-01

WWW.EVB.COM

## Datasheet

ZBENY

# Product Overview

Elevate your charging experience with the Beny Dual Socket AC EV charger, certified by reputable associations. It's engineered for intelligence, reliability, convenience, and efficiency. Take charge of your charger through a smart app and multiple connectivity options. Enjoy seamless interaction with a 5.0-inch LCD screen interface.



Logo

LCD Screen

RFID

LED Light

Emergency  
Button Switch

Function Test  
Button

Type 2 Socket

## Product Advantages



5.0-inch  
LCD Screen



IP55 Rating



Wi-Fi/Ethernet  
/Bluetooth/4G



OCPP 1.6J



DLB and Solar  
Compatible



Full Protection



# Dual Socket AC EV Charger



## WiFi

Operating Frequency Range	2412 - 2484MHz
WI-FI Protocols	IEEE 802.11 b/g/n
Channels	14
TX Power	18.5~20.5dBm
EIRP	0.459
TX bandwidth	20MHz/40MHz
Modulation type	OFDM & DSSS
Transmitting Duty Cycle	10%

## BlueTooth BLE

Sensitivity @30.8% PER	-93 dbm
Co-channel C/I	+10dB
RF Power Control Range	-12 ~ 9dbm

## NFC

Modulation Type	ASK
Operating Frequency	13.56MHz
H-field strength	13.29 dBuA/m@3m distance
Antenna Type	PCB antenna (coil)



## 4G

Frequency Bands:	LTE-FDD: B1/B2/B3/B4/B5/B7/B8/B12/B13/B18/B19/B20/B25/B26/B28 LTE-TDD: B38/B39/B40/B41
Data:	LTE-FDD: Max. 150 Mbps (DL)/Max. 50 Mbps (UL) LTE-TDD: Max. 130 Mbps (DL)/Max. 30 Mbps (UL)
Output Power:	LTE-FDD: Class 3 (23 dBm ±2 dB) LTE-TDD: Class 3 (23 dBm ±2 dB)



## 3G





Frequency Bands:	WCDMA: B1/B2/B4/B5/B6/B8/B19
Data:	WCDMA: Max. 384 kbps (DL)/Max. 384 kbps (UL)
Output Power:	WCDMA: Class 3 (24 dBm +1/-3 dB)



## 2G

Frequency Bands:	GSM: B2/B3/B5/B8
Data:	EDGE: Max. 296 kbps (DL)/Max. 236.8 kbps (UL) GPRS: Max. 107 kbps (DL)/Max. 85.6 kbps (UL)
Output Power:	GSM850: Class 4 (33 dBm ±2 dB) GSM850 8-PSK: Class E2 (27 dBm ±3 dB)

# Model Selection

Wallbox Models	BCPC-B2N-P	BCPC-BT2N-P	BCPC-D2N-P	BCPC-DT2N-P
				
Maximum Power	7.4kW	22kW	2x7.4kW	2x22kW
Input Voltage /Output voltage	AC230 1-Phase	AC400 3-Phase	AC230 1-Phase	AC400 3-Phase
Input Frequency	50/60Hz			
Tethered/Socket	Socket			
Meter	MID Meter		2xMID Meter	
Display	LCD Screen+LED Lights			
RFID	<input checked="" type="checkbox"/>	<input checked="" type="checkbox"/>	<input checked="" type="checkbox"/>	<input checked="" type="checkbox"/>
DLB	<input type="checkbox"/>	<input type="checkbox"/>	<input type="checkbox"/>	<input type="checkbox"/>
Wi-Fi	<input checked="" type="checkbox"/>	<input checked="" type="checkbox"/>	<input checked="" type="checkbox"/>	<input checked="" type="checkbox"/>
Ethernet	<input checked="" type="checkbox"/>	<input checked="" type="checkbox"/>	<input checked="" type="checkbox"/>	<input checked="" type="checkbox"/>
Bluetooth	<input checked="" type="checkbox"/>	<input checked="" type="checkbox"/>	<input checked="" type="checkbox"/>	<input checked="" type="checkbox"/>
4G	<input type="checkbox"/>	<input type="checkbox"/>	<input type="checkbox"/>	<input type="checkbox"/>
Over Voltage &Under Voltage Protection	<input checked="" type="checkbox"/>	<input checked="" type="checkbox"/>	<input checked="" type="checkbox"/>	<input checked="" type="checkbox"/>
Emergency Stop	<input checked="" type="checkbox"/>	<input checked="" type="checkbox"/>	<input checked="" type="checkbox"/>	<input checked="" type="checkbox"/>
Over Current Protection	<input checked="" type="checkbox"/>	<input checked="" type="checkbox"/>	<input checked="" type="checkbox"/>	<input checked="" type="checkbox"/>
CP Signal Short Circuit Protection	<input checked="" type="checkbox"/>	<input checked="" type="checkbox"/>	<input checked="" type="checkbox"/>	<input checked="" type="checkbox"/>
Over Temperature Protection	<input checked="" type="checkbox"/>	<input checked="" type="checkbox"/>	<input checked="" type="checkbox"/>	<input checked="" type="checkbox"/>
Lightning Protection	<input checked="" type="checkbox"/>	<input checked="" type="checkbox"/>	<input checked="" type="checkbox"/>	<input checked="" type="checkbox"/>
Contactors Adhesion Protection	<input checked="" type="checkbox"/>	<input checked="" type="checkbox"/>	<input checked="" type="checkbox"/>	<input checked="" type="checkbox"/>
Protection Degree	IP55	IP55	IP55	IP55
Environment Temperature	-25°C~+50°C			
Maximum Altitude	<2000m			

: Standard  : Optional

## OCPP Specification

Version	OCPP1.6-J
TLS	support
HTTP Basic Authentication	support
Feature Profiles	Core Firmware Management Local Auth List Management Remote Trigger Reservation Smart Charging
Get Diagnostics Protocol	FTP
Update Firmware Protocol	HTTP

## Security Profile

Level	Details	Yes or No
Security Profile 0	Regular OCPP 1.6J without security	√
Security Profile 1	OCPP 1.6J with Basic Authentication	√
Security Profile 2	OCPP 1.6J with TLS (Only Server-side certificate) and Basic Authentication	√
Security Profile 3	OCPP 1.6J with TLS using Server and client-side certificates	X

## OCPP Configurations

Name	Support	(R)/ (RW)
Allow Offline Tx For UnknownId	YES	RW
Authorization Cache Enabled	YES	RW
Authorize Remote Tx Requests	YES	RW
Blink Repeat	NO	RW
Clock Aligned DataInterval	YES	RW
Connection Time Out	YES	RW
Connector Phase Rotation	YES	RW
Connector Phase Rotation MaxLength	YES	R
Get Configuration MaxKeys	YES	R
Heartbeat Interval	YES	RW

## OCPP Configurations

Light Intensity	NO	RW
Local Authorize Offline	YES	RW
Local Pre Authorize	YES	RW
Max Energy OnInvalidId	NO	RW
Meter Values Aligned Data	YES	RW
Meter Values Aligned Data Max Length	YES	R
Meter Values Sampled Data	YES	RW
Meter Values Sampled Data Max Length	YES	R
Meter Value Sample Interval	YES	RW
Minimum Status Duration	YES	RW
Number Of Connectors	YES	R
Reset Retries	YES	RW
Stop Transaction On EVSide Disconnect	YES	RW
Stop Transaction OnInvalidId	YES	RW
Stop Txn Aligned Data	NO	RW
Stop Txn Aligned Data Max Length	NO	R
Stop Txn Sampled Data	NO	RW
Stop Txn Sampled Data Max Length	NO	R
Supported Feature Profiles	YES	R
Supported Feature Profiles Max Length	YES	R
Transaction Message Attempts	YES	RW
Transaction Message Retry Interval	YES	RW
Unlock Connector On EVSide Disconnect	YES	RW
Web Socket Ping Interval	YES	RW
Local Auth List Enabled	YES	RW
Local Auth List Max Length	YES	R
Send Local List Max Length	YES	R

Reserve Connector Zero Supported	YES	R
Charge Profile Max Stack Level	YES	R
Charging Schedule Allowed Charging RateUnit	YES	R
Charging Schedule Max Periods	YES	R
Connector Switch 3 to 1 Phase Supported	YES	R
Max Charging Profiles Installed	YES	R

## Custom Configuration Items

Items	Type	Accessibility	Range	Default	Explain
DLBEnabled	boolean	RW	false/true	false	false: Disable DLB All the following configurations will become invalid true: Enable DLB
DLBAPPConfigEnabled	boolean	RW	false/true	false	false: "DLBNormalModeMaxCurrent", "DLBPVModeMaxGridCurrent" will become invalid
DLBType	integer	R	0-2	0	According to the type of DLB box already connected to the EV charger, the APP displays the corresponding configuration page. The value of this configuration item. 0 is Normal DLB 1 is Solar DLB 2 is External edge equipment
DLBNormalModeMaxCurrent	integer	RW	0-99	40	To set the max current of DLB
DLBNormalExtremeModeEnabled	boolean	RW	false/true	false	False: Extreme mode disabled True: Extreme mode enable
DLBPVModeMaxGridCurrent	integer	RW	0-99	0	To set the max grid current 0: Pure photovoltaic mode 1-98: Hybrid mode (corresponding to 1-98A) 99: Full speed mode
DLBPVModeNightSpeedEnabled	boolean	RW	false/true	false	Full speed mode at night under PV mode true: Full-speed mode charging will start automatically from 8:00 pm to 6:00 am.
DLBDataTransferInterval	integer	RW	0-9999	0	0: Disable 1-9999: DLB current will be reported in DataTransfer during charging.

## Custom Configuration Items

DLBDataTransferAnytimeEnabled	boolean	RW	false/true	false	Fales: DLBDataTransfer will be not reported True: DLBData transfer will be reported real time.
DLBPVModeMaxSpeedStart	integer	RW	0-23	20	
DLBPVModeMaxSpeedStop	integer	RW	0-23	6	
ChargePointURL	csI	RW			max length 200 byte
ChargePointVendor	csI	RW			max length 19 byte
ChargePointModel	csI	RW			max length 49 byte
ChargePointAuthKey	csI	RW			max length 49 byte
ChargePointAuthEnable	boolean	RW			
ChargePointQRCode_1	csI	RW			(Only supported with LCD models)
ChargePointQRCode_2	csI	RW			(Only supported with LCD models)
UserCurrentLimit	integer	RW	6-32(one socket) 12-64(two socket)	32(one socket) 64(two socket)	
EmergencyStopEnable	boolean	RW	false/true	true	
GndDetectEnable	boolean	RW	false/true	true	